



# **JPS Board of Trustees**

## **Bond Update**

**February 2, 2021**



## **Presentation Overview**

- **Phase I & II Construction Updates**
- **Bond Financial Report Update**
- **Bond Communications Update**

# Bond Construction Program Phase I Project Updates

## High School Science Labs *Murrah High School*

**BEFORE**



**PROGRESS**



# Bond Construction Program Phase I Project Updates

## High School Science Labs *Murrah High School*

**BEFORE**



**PROGRESS**





# Bond Construction Program Phase I Project Updates

## High School Science Labs

### *Provine High School*

**BEFORE**





**PROGRESS**



# Bond Construction Program Phase I Project Updates

## High School Libraries *Wingfield High School*





# Bond Construction Program Phase I Project Updates

## High School Libraries *Forest Hill High School*





# Capital City Alternative School

## *Front Driveway Replacement*

**BEFORE**



**AFTER**





# Capital City Alternative School

## *Front Driveway Replacement*

**BEFORE**



**AFTER**



# Phase II Project Update

## McWillie Elementary School

### *Interior Painting*

**BEFORE**



**AFTER**







# McWillie Elementary School

## *Interior Painting*

**BEFORE**



**AFTER**



# Bond Construction Projects COVID-19

## Separating Scholars from Contractors

- ❖ Contractors arrive before 7:30 a.m. or after 9:00 a.m. and have temperature checks at front entrance.
- ❖ Contractors use separate entrance to access work zone.
- ❖ Dust barriers have been installed.
- ❖ Contractors use portable facilities.





# Construction Kick-Offs

❖ Lanier Façade Improvements

January 29, 2021

❖ Capital City Library Renovations

February 1, 2021

❖ Wilkins Elementary School

February 2, 2021



# Recent Bids / Projects Advertising

## Projects

- ❖ Clausell Elementary School
- ❖ Marshall Elementary School
- ❖ Lee Elementary School
- ❖ Middle School Science Labs
- ❖ Forest Hill JROTC Building
- ❖ Brinkley Middle School
- ❖ Powell Middle School
- ❖ Oak Forest Elementary School

## Bid Open Dates

January 26, 2021

January 27, 2021

January 28, 2021

February 9, 2021

February 16, 2021

February 17, 2021

February 17, 2021

February 26, 2021





# Bond Financial Update as of February 1, 2021

JACKSON PUBLIC SCHOOLS 2018 BOND FUND SCHEDULE OF BUDGET BALANCES				
	{A}	{B}	{C}	D={A-B-C}
SCHOOL/SITE	Budget	Expenditures	Encumbered	Budget Balance
Bailey	1,226,000.00	72,306.31	60,903.69	1,092,790.00
Baker	260,000.00	6,640.00	7,360.00	246,000.00
Bates	270,000.00	23,800.00	-	246,200.00
Blackburn	706,000.00	5,083.66	69,129.34	631,787.00
Boyd	330,000.00	249,476.41	53,441.25	27,082.34
Brinkley	1,146,000.00	69,080.50	37,206.50	1,039,713.00
Callaway	7,681,054.58	6,446,472.94	1,174,698.58	59,883.06
Capital City	811,809.43	412,100.66	336,974.43	62,734.34
Cardozo	646,000.00	45,216.56	23,523.44	577,260.00
Career Development Center	500,000.00	427,267.06	52,170.44	20,562.50
Casey	230,000.00	158,250.17	13,140.00	58,609.83
Chastain	1,076,000.00	79,150.53	45,902.67	950,946.80
Clausell	320,000.00	16,700.00	8,900.00	294,400.00
Dawson	225,000.00	6,160.00	8,840.00	210,000.00
Forest Hill	10,753,150.00	5,026,368.60	1,854,456.64	3,872,324.76
Galloway	280,000.00	71,114.69	20,000.00	188,885.31
Green	1,000,000.00	924,534.13	71,604.67	3,861.20
Hardy	730,000.00	293,786.33	283,931.15	152,282.52
Isable	210,000.00	-	-	210,000.00
Jim Hill	2,998,400.00	863,360.73	1,370,983.13	764,056.14
John Hopkins	860,000.00	41,828.10	59,716.96	758,454.94
Johnson	350,000.00	8,824.00	19,176.00	322,000.00
Key	190,000.00	48,273.90	4,400.00	137,326.10



## JACKSON PUBLIC SCHOOLS 2018 BOND FUND SCHEDULE OF BUDGET BALANCES

	{A}	{B}	{C}	D={A-B-C}
SCHOOL/SITE	Budget	Expenditures	Encumbered	Budget Balance
Kirksey	511,000.00	699.38	23,300.62	487,000.00
Lake	480,000.00	-	-	480,000.00
Lanier	2,829,327.06	731,603.65	1,585,737.12	511,986.29
Lee	305,000.00	40,817.55	8,500.00	255,682.45
Lester	530,000.00	10,560.00	29,440.00	490,000.00
Marshall	430,000.00	59,882.74	13,300.00	356,817.26
McLeod	510,000.00	-	35,000.00	475,000.00
McWillie	150,000.00	1,828.60	-	148,171.40
Morrison	190,000.00	-	-	190,000.00
Murrah	2,775,447.64	1,054,040.97	1,172,559.78	548,846.89
North Jackson	290,000.00	11,637.50	12,880.00	265,482.50
Northwest	1,126,000.00	83,416.25	65,552.01	977,031.74
Oak Forest	780,000.00	46,000.00	19,433.85	714,566.15
Obama Magnet	170,000.00	106,378.66	2,593.93	61,027.41
Pecan Park	530,000.00	29,175.00	38,160.00	462,665.00
Peeples	756,000.00	21,025.79	2,974.21	732,000.00
Powell	1,107,217.00	188,981.98	30,558.75	887,676.27
Power APAC	1,530,000.00	22,140.00	100,260.00	1,407,600.00
Provine	2,864,261.93	1,230,913.03	1,106,172.14	527,176.76
Raines	1,100,000.00	16,250.00	71,750.00	1,012,000.00
Rowan	200,000.00	1,600.00	-	198,400.00
Smith	330,000.00	-	30,000.00	300,000.00
Spann	430,000.00	148,062.86	2,254.95	279,682.19



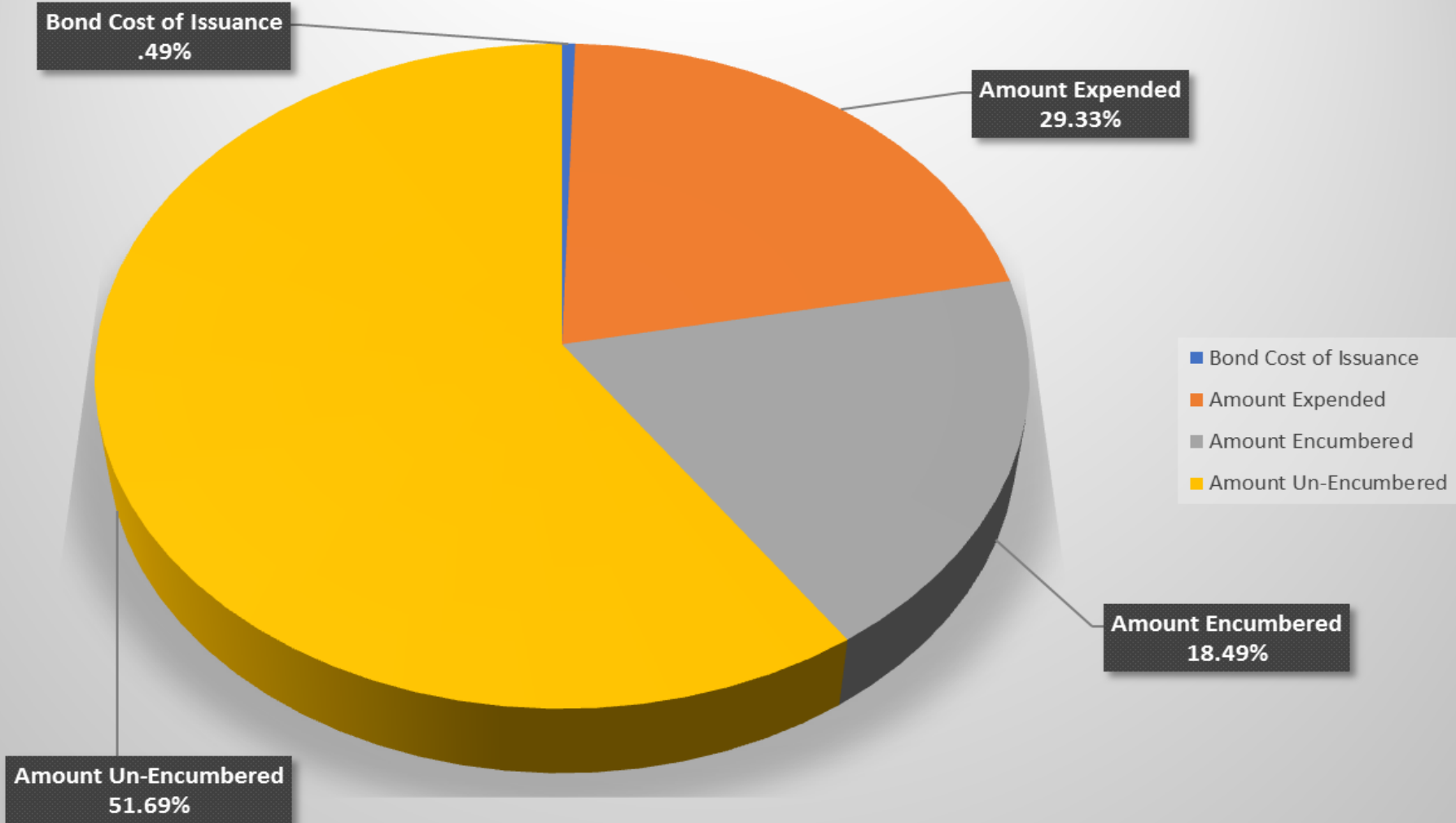
## JACKSON PUBLIC SCHOOLS 2018 BOND FUND SCHEDULE OF BUDGET BALANCES

	{A}	{B}	{C}	D={A-B-C}
SCHOOL/SITE	Budget	Expenditures	Encumbered	Budget Balance
Sykes	280,000.00	-	25,000.00	255,000.00
Timberlawn	330,000.00	91,965.00	-	238,035.00
Van Winkle	392,532.08	391,387.23	1,144.85	0.00
Walton	305,000.00	15,663.76	10,416.24	278,920.00
Watkins	280,000.00	6,840.00	3,160.00	270,000.00
Whitten	1,226,000.00	36,414.45	64,743.25	1,124,842.30
Wilkins	520,814.33	87,809.41	429,407.55	3,597.37
Wingfield	2,525,447.65	476,802.63	1,354,094.36	694,550.66
Newell Field	5,000,000.00	-	400,000.00	4,600,000.00
Baseball/Softball Complex	1,000,000.00	28,857.30	51,142.70	920,000.00
Hughes Field	2,300,000.00	112,658.51	117,341.49	2,070,000.00
North Jackson Field	800,000.00	80,774.87	74,572.78	644,652.35
South Jackson Field	565,031.00	28,691.49	536,339.51	-
Project Management Support	596,102.63	176,719.40	10,275.60	409,107.63
Bond Issuance Fees	346,250.00	346,250.00	-	-
Un-Allocated	1,155,404.67	-	-	1,155,404.67
<b>Total</b>	<b>70,346,250.00</b>	<b>20,981,643.29</b>	<b>13,004,524.58</b>	<b>36,360,082.13</b>





## JACKSON PUBLIC SCHOOLS 2018 BOND FUND EXPENSE ANALYSIS



**Note: Amount “Expended + Encumbered” increased from 42% to 48% since last Bond Update.**



# **Bond Communications Update**


- **Social Media School of the Week Highlight**
- **Video Tapings of Construction Progress**
- **Project Updates on School's Webpage**




# Social Media School Highlights

## Friday Posts

- ❖ Lanier High School
- ❖ Callaway High School
- ❖ Green Elementary School
- ❖ Forest Hill High School
- ❖ Provine High School

 **Jackson Public Schools**  
Published by Buffer · January 22 at 3:10 PM · 🌐



Your [#JPSBond](#) dollars are at work at Provine High School. Boys and girls restrooms completely renovated. Keep up with our progress at [www.jackson.k12.ms.us/JPSBond](http://www.jackson.k12.ms.us/JPSBond).




8,869  
People Reached

1,706  
Engagements

[Boost Post](#)

  134

10 Comments 68 Shares





# **Bond Communications Update**

## **➤ Video Tapings of Construction Progress**

- ❖ Currently Airing: Provine, CDC, Wingfield, Capital City, Van Winkle and Forest Hill**
- ❖ Late February Airing: Boyd, Callaway, Casey, Green, Jim Hill, Lanier, Murrah and Spann**
- ❖ Dr. Greene's First Day School Visits at Callaway and Green**





**JACKSON**  
**PUBLIC SCHOOLS**

Transforming lives through  
excellent education

# Thank You

## We Welcome Any Questions