



JPS Board of Trustees

Bond Update

August 3, 2021



Presentation Overview

- **Construction Updates**
- **Projected Board Action Dates on Remaining Projects**
- **Bond Financial Report Update**




Construction Updates

- Clausell
- North Jackson
- Oak Forest
- Shirley
- Walton
- Wilkins
- Hardy
- Northwest
- Whitten

Clausell Elementary School

➤ Site Improvements



Clausell Elementary School

➤ Site Improvements




North Jackson Elementary School

➤ Restroom Renovations



North Jackson Elementary School

➤ Carpet Removal



Oak Forest Elementary School

➤ Restroom Renovations



Oak Forest Elementary School

➤ Entry and Ramp



Oak Forest Elementary School

➤ Entry and Ramp



Oak Forest Elementary School

➤ Classroom Millwork



Shirley Elementary School

➤ Restroom Renovations



Shirley Elementary School

➤ Restroom Renovations

BEFORE



PROGRESS



Shirley Elementary School

➤ Exterior Renovations



Shirley Elementary School

➤ Classroom Millwork Before



During



After



Walton Elementary School

➤ Restroom Renovations



Wilkins Elementary School

➤ Restroom Renovations



Wilkins Elementary School

➤ Restroom Renovations



Hardy Middle School

Window and Door Replacement



Northwest Middle School

Carpet Replacement



Northwest Middle School

Carpet Replacement



Whitten Middle School

Roof Replacement and Walkway Improvements



Summer Construction Sites

Elementary Schools	Middle Schools	High Schools
Baker	Brinkley	Callaway
Boyd	Chastain	Capital City
Clausell	Hardy	Forest Hill
Dawson	Northwest	Lanier
Key	Peeples	Jim Hill
Lester	Powell	Murrah
Marshall	Whitten	Provine
North Jackson		Wingfield
Oak Forest		
Shirley		
Smith		
Sykes		
Walton		
Wilkins		



Projected Board Action Timeline

Month	School /Major Projects
August 2021	Forest Hill JROTC Renovation*
September 2021	Wells APAC Renovations McLeod Renovations
November 2021	Newell Field Renovations*

* Denotes Phase I Schools



Projects with Recent Kick-off Meetings

- **Bailey Structural Repairs**
- **Forest Hill Performing Arts**
- **Jim Hill Parking Lots Improvement Project**
- **Lanier Parking Lot and JROTC Improvements**

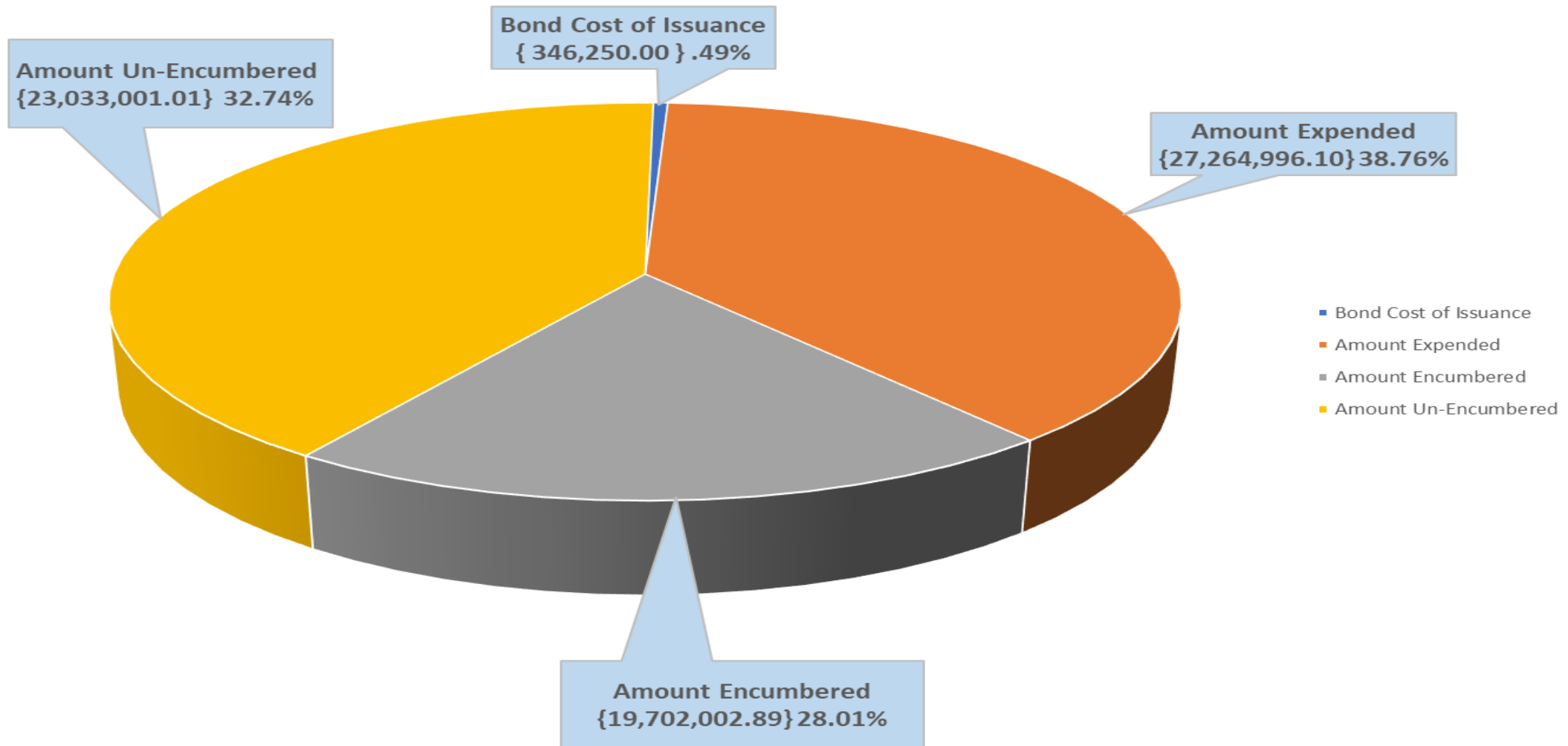


Board Approved Projects Pending Contract Execution

- **John Hopkins Parking Lot**
- **Lake Interior Improvements**
- **Brinkley Interior Improvements**
- **Powell Interior Improvements**
- **Lanier Window Restoration**
- **Hughes Field Renovations**



2018 BOND EXPENSE PROGRESS GRAPHIC DEPICTION



As of June 30, 2021: Amount “Expended + Encumbered” = 67%
Increase from 66% since last Bond Update; To Be Encumbered: \$11,503,900.00



June 21, 2021 Board Meeting

Bid Awards

Bid Number	School	Project	Amount Approved
3162	Brinkley Middle	Interior Improvements	\$776,400.00
3163	Powell Middle	Interior Improvements	\$732,000.00
3172	Bailey APAC	School Renovations-South Wing	\$1,874,000.00
3183	Hughes Field	Track and Field Renovations	\$6,638,000.00
3186	Raines Elementary	Interior and Exterior Improvements	\$779,000.00
3187	Johnson Elementary	Structural Improvements	\$293,500.00
3188	Lake Elementary	Interior Improvements	\$411,000.00
		TOTAL	\$11,503,900.00

**Amount “Expended + Encumbered” will total \$58.5M (84%);
Un-encumbered will total \$11.5M (16%).**



Bond Financial Update as of June 30, 2021

JACKSON PUBLIC SCHOOLS 2018 BOND FUND SCHEDULE OF BUDGET BALANCES				
	{A}	{B}	{C}	D={A-B-C}
SCHOOL/SITE	Budget	Expenditures	Encumbered	Budget Balance
Bailey	1,953,311.00	95,277.38	261,432.62	1,596,601.00
Baker	229,920.80	13,058.88	208,001.12	8,860.80
Bates	270,000.00	26,510.00	5,290.00	238,200.00
Blackburn	540,171.00	5,156.73	292,556.27	242,458.00
Boyd	437,000.00	275,647.65	135,522.11	25,830.24
Brinkley	1,163,329.00	72,403.57	252,413.43	838,512.00
Callaway	8,221,289.29	7,467,810.32	753,478.97	-
Capital City	871,809.43	721,697.47	54,969.46	95,142.50
Cardozo	274,000.00	49,071.56	27,668.44	197,260.00
Career Development Center	500,000.00	465,660.37	15,197.13	19,142.50
Casey	230,000.00	158,250.17	13,140.00	58,609.83
Chastain	1,005,453.00	104,173.60	249,329.60	651,949.80
Clausell	402,285.00	21,732.87	370,552.13	10,000.00
Dawson	239,000.00	13,872.00	225,128.00	-
Forest Hill	10,743,150.00	5,822,483.54	3,221,651.28	1,699,015.18
Galloway	280,000.00	71,114.69	20,000.00	188,885.31
Green	1,000,000.00	932,626.20	67,373.80	-
Hardy	730,000.00	601,573.71	128,426.29	-
Isable	210,000.00	4,765.00	12,035.00	193,200.00
Jim Hill	2,988,400.00	1,396,613.55	1,016,172.31	575,614.14
John Hopkins	860,000.00	78,466.26	664,860.00	116,673.74
Johnson	350,000.00	13,424.00	14,576.00	322,000.00
Key	139,313.90	51,993.90	82,120.00	5,200.00



JACKSON PUBLIC SCHOOLS 2018 BOND FUND SCHEDULE OF BUDGET BALANCES

	{A}	{B}	{C}	D={A-B-C}
SCHOOL/SITE	Budget	Expenditures	Encumbered	Budget Balance
Kirksey	139,000.00	4,444.38	28,755.62	105,800.00
Lake	480,000.00	17,631.00	16,929.00	445,440.00
Lanier	3,077,405.97	1,369,097.03	1,314,606.30	393,702.64
Lee	449,415.00	82,996.65	359,720.90	6,697.45
Lester	205,900.00	21,720.00	181,780.00	2,400.00
Marshall	533,122.00	148,323.82	377,158.92	7,639.26
McLeod	510,000.00	23,900.00	11,100.00	475,000.00
McWillie	150,000.00	7,353.60	7,675.00	134,971.40
Morrison	190,000.00	-	-	190,000.00
Murrah	2,765,447.64	1,738,321.45	511,130.78	515,995.41
North Jackson	731,449.50	19,627.78	710,612.00	1,209.72
Northwest	1,226,000.00	133,590.73	849,525.53	242,883.74
Oak Forest	943,332.72	60,088.07	871,145.78	12,098.87
Obama Magnet	118,284.29	106,378.66	2,593.93	9,311.70
Pecan Park	530,000.00	65,135.00	14,600.00	450,265.00
Peoples	481,116.27	21,098.86	226,401.14	233,616.27
Powell	1,233,600.73	196,595.05	246,445.68	790,560.00
Power APAC	802,689.00	22,140.00	100,260.00	680,289.00
Provine	2,854,261.93	1,641,930.89	748,302.42	464,028.62
Raines	1,100,000.00	55,127.44	32,872.56	1,012,000.00
Rowan	200,000.00	1,600.00	-	198,400.00
Smith	408,000.00	12,000.00	390,000.00	6,000.00
Spann	430,000.00	148,083.86	250.00	281,666.14



JACKSON PUBLIC SCHOOLS 2018 BOND FUND SCHEDULE OF BUDGET BALANCES

	{A}	{B}	{C}	D={A-B-C}
SCHOOL/SITE	Budget	Expenditures	Encumbered	Budget Balance
Sykes	341,000.00	10,080.00	325,920.00	5,000.00
Timberlawn	142,000.00	91,965.00	-	50,035.00
Van Winkle	392,532.08	391,387.23	1,144.85	0.00
Walton	494,135.80	15,663.76	443,801.24	34,670.80
Watkins	40,280.00	14,520.00	5,760.00	20,000.00
Whitten	2,337,547.00	80,747.50	2,163,470.20	93,329.30
Wilkins	521,114.33	168,914.20	348,302.76	3,897.37
Wingfield	2,257,368.74	1,422,040.46	408,856.53	426,471.75
Newell Field	5,000,000.00	35,900.00	364,100.00	4,600,000.00
Baseball/Softball Complex	1,000,000.00	28,857.30	51,142.70	920,000.00
Hughes Field	2,300,000.00	199,734.75	30,265.25	2,070,000.00
North Jackson Field	800,000.00	80,774.87	74,572.78	644,652.35
South Jackson Field	578,031.00	187,123.94	390,907.06	-
Project Management Support	496,102.63	176,719.40	-	319,383.23
Bond Issuance Fees deducted from Bond Proceeds	346,250.00	346,250.00	-	-
Administration/Unallocated	102,430.95	-	-	102,430.95
Total Allocation	70,346,250.00	27,611,246.10	19,702,002.89	23,033,001.01





Thank You

We Welcome Any Questions