



JPS Board of Trustees

Bond Update

September 7, 2021



Presentation Overview

- **Construction Updates**
- **Projected Board Action Dates on Remaining Projects**
- **Bond Financial Report Update**



Construction Updates

- Boyd
- Marshall
- Oak Forest
- Smith
- Walton
- Bailey
- Northwest
- Callaway
- Wingfield
- Forest Hill
- Lanier

Boyd Elementary School

➤ Restroom Renovations



Marshall Elementary School

➤ Restroom Renovations



Oak Forest Elementary School

➤ Restroom Renovations



Oak Forest Elementary School

➤ Flooring



Oak Forest Elementary School

➤ Courtyard Drainage



Smith Elementary School

➤ Restroom Renovations


Before



Progress



Progress



Walton Elementary School

➤ Restroom Renovations

Before



Progress



Progress




Bailey Middle School

➤ Structural Repairs



Bailey Middle School

➤ Structural Repairs



Northwest Middle School

Carpet Replacement



Northwest Middle School

Carpet Replacement


Halls



Library



Lobby



Callaway High School

Library Renovation



Callaway High School

Library Renovation



Wingfield High School

Library Renovation



Wingfield High School

Library Renovation



Forest Hill High School

Coliseum Renovations



Forest Hill High School

Coliseum Renovations



Forest Hill High School

Press Box and Ticket Booth



Lanier High School

Facade Improvements



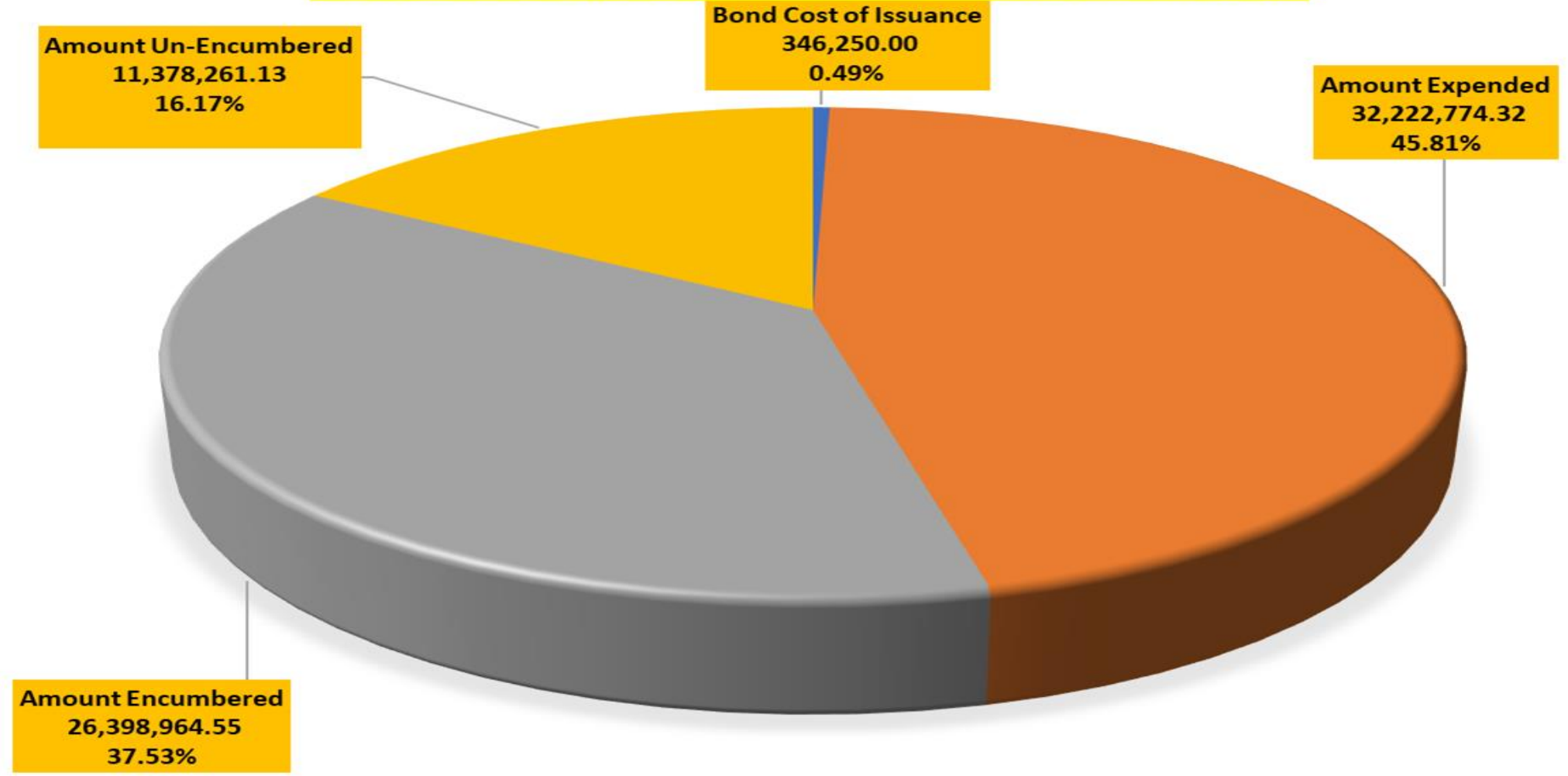
Projected Board Action Timeline

| Month | School /Major Projects |
|---------------|---|
| October 2021 | Wells APAC Renovations McLeod Renovations |
| November 2021 | Newell Field Renovations* Drainage and Utility Improvements at Various Schools (Isable, McWillie, Cardozo, and Kirksey) |

* Denotes Phase I Schools



2018 BOND EXPENSE ANALYSIS GRAPHIC DEPICTION



As of August 20, 2021: Amount “Expended + Encumbered” = 84%



Bond Financial Update as of August 20, 2021

| JACKSON PUBLIC SCHOOLS 2018 BOND FUND SCHEDULE OF BUDGET BALANCES | | | | |
|---|---------------|--------------|--------------|----------------|
| | {A} | {B} | {C} | D={A-B-C} |
| SCHOOL/SITE | Budget | Expenditures | Encumbered | Budget Balance |
| Bailey | 1,953,311.00 | 172,720.98 | 1,780,590.02 | - |
| Baker | 228,685.80 | 13,058.88 | 213,566.12 | 2,060.80 |
| Bates | 270,000.00 | 28,910.00 | 2,890.00 | 238,200.00 |
| Blackburn | 540,171.00 | 18,297.05 | 279,415.95 | 242,458.00 |
| Boyd | 437,000.00 | 282,422.21 | 142,909.55 | 11,668.24 |
| Brinkley | 1,163,329.00 | 204,371.89 | 896,845.11 | 62,112.00 |
| Callaway | 8,221,289.29 | 7,562,712.38 | 658,576.91 | - |
| Capital City | 871,809.43 | 749,215.33 | 19,942.10 | 102,652.00 |
| Cardozo | 274,000.00 | 51,471.56 | 25,268.44 | 197,260.00 |
| Career Development Center | 500,000.00 | 465,660.37 | 1,940.18 | 32,399.45 |
| Casey | 230,000.00 | 158,250.17 | 13,140.00 | 58,609.83 |
| Chastain | 1,005,453.00 | 226,017.15 | 127,486.05 | 651,949.80 |
| Clausell | 402,285.00 | 140,882.45 | 251,402.55 | 10,000.00 |
| Dawson | 239,000.00 | 13,872.00 | 225,128.00 | - |
| Forest Hill | 10,743,150.00 | 6,337,464.48 | 2,705,780.34 | 1,699,905.18 |
| Galloway | 280,000.00 | 71,114.69 | 20,000.00 | 188,885.31 |
| Green | 1,000,000.00 | 946,646.51 | 53,353.49 | - |
| Hardy | 730,000.00 | 603,562.58 | 126,437.42 | - |
| Isable | 210,000.00 | 9,565.00 | 7,235.00 | 193,200.00 |
| Jim Hill | 2,988,400.00 | 1,888,738.94 | 523,949.92 | 575,711.14 |
| John Hopkins | 860,000.00 | 78,466.26 | 664,860.00 | 116,673.74 |
| Johnson | 350,000.00 | 22,714.00 | 298,786.00 | 28,500.00 |
| Key | 134,113.90 | 51,993.90 | 82,120.00 | - |



JACKSON PUBLIC SCHOOLS 2018 BOND FUND SCHEDULE OF BUDGET BALANCES

| | {A} | {B} | {C} | D={A-B-C} |
|---------------|--------------|--------------|--------------|----------------|
| SCHOOL/SITE | Budget | Expenditures | Encumbered | Budget Balance |
| Kirksey | 139,000.00 | 4,444.38 | 28,755.62 | 105,800.00 |
| Lake | 480,000.00 | 26,089.00 | 419,471.00 | 34,440.00 |
| Lanier | 3,077,405.97 | 1,584,334.49 | 1,144,001.33 | 349,070.15 |
| Lee | 449,415.00 | 284,346.78 | 158,370.77 | 6,697.45 |
| Lester | 203,500.00 | 21,720.00 | 163,500.00 | 18,280.00 |
| Marshall | 533,122.00 | 293,498.66 | 231,984.08 | 7,639.26 |
| McLeod | 510,000.00 | 27,980.00 | 7,020.00 | 475,000.00 |
| McWillie | 150,000.00 | 10,953.60 | 4,075.00 | 134,971.40 |
| Morrison | 190,000.00 | - | 4,900.00 | 185,100.00 |
| Murrah | 2,765,447.64 | 1,849,578.44 | 449,381.29 | 466,487.91 |
| North Jackson | 740,284.50 | 19,627.78 | 719,447.00 | 1,209.72 |
| Northwest | 1,226,000.00 | 414,684.70 | 568,431.56 | 242,883.74 |
| Oak Forest | 943,332.72 | 481,835.35 | 459,398.50 | 2,098.87 |
| Obama Magnet | 118,284.29 | 106,378.66 | 2,593.93 | 9,311.70 |
| Pecan Park | 530,000.00 | 165,486.61 | 153,638.39 | 210,875.00 |
| Peeples | 481,116.27 | 34,239.18 | 213,260.82 | 233,616.27 |
| Powell | 1,233,600.73 | 316,816.74 | 858,223.99 | 58,560.00 |
| Power APAC | 802,689.00 | 33,396.00 | 89,004.00 | 680,289.00 |
| Provine | 2,854,261.93 | 1,838,518.55 | 550,770.65 | 464,972.73 |
| Raines | 1,100,000.00 | 61,701.08 | 805,298.92 | 233,000.00 |
| Rowan | 200,000.00 | 1,600.00 | - | 198,400.00 |
| Smith | 408,000.00 | 17,936.46 | 384,063.54 | 6,000.00 |
| Spann | 430,000.00 | 148,083.86 | 250.00 | 281,666.14 |



JACKSON PUBLIC SCHOOLS 2018 BOND FUND SCHEDULE OF BUDGET BALANCES

| | {A} | {B} | {C} | D={A-B-C} |
|---|----------------------|----------------------|----------------------|----------------------|
| SCHOOL/SITE | Budget | Expenditures | Encumbered | Budget Balance |
| Sykes | 341,000.00 | 15,129.38 | 320,870.62 | 5,000.00 |
| Timberlawn | 142,000.00 | 91,965.00 | - | 50,035.00 |
| Van Winkle | 392,532.08 | 391,387.23 | - | 1,144.85 |
| Walton | 494,135.80 | 117,019.84 | 344,885.16 | 32,230.80 |
| Watkins | 40,280.00 | 14,520.00 | 5,760.00 | 20,000.00 |
| Whitten | 2,337,547.00 | 939,200.41 | 1,395,946.59 | 2,400.00 |
| Wilkins | 521,114.33 | 407,386.33 | 109,830.63 | 3,897.37 |
| Wingfield | 2,257,368.74 | 1,548,463.48 | 282,433.51 | 426,471.75 |
| Newell Field | 400,000.00 | 47,400.00 | 352,600.00 | - |
| Baseball/Softball Complex | 1,000,000.00 | 28,857.30 | 51,142.70 | 920,000.00 |
| Hughes Field | 6,900,000.00 | 199,734.75 | 6,668,265.25 | 32,000.00 |
| North Jackson Field | 800,000.00 | 80,774.87 | 74,572.78 | 644,652.35 |
| South Jackson Field | 578,031.00 | 322,837.23 | 255,193.77 | - |
| Project Management Support | 496,102.63 | 176,719.40 | - | 319,383.23 |
| Bond Issuance Fees deducted from Bond Proceeds | 346,250.00 | 346,250.00 | - | - |
| Administration/Unallocated | 102,430.95 | - | - | 102,430.95 |
| Total Allocation | 70,346,250.00 | 32,569,024.32 | 26,398,964.55 | 11,378,261.13 |





JACKSON
PUBLIC SCHOOLS

Transforming lives through
excellent education

Thank You

We Welcome Any Questions