



JPS Board of Trustees

Bond Update

October 5, 2021



Presentation Overview

- **Construction Updates**
- **Bond Financial Report Update**
- **Projected Board Action Dates on Remaining Projects**
- **Bond Completion Status – Schools & Projects**




Construction Updates

- Boyd
- Lake
- Raines
- Sykes
- Walton
- Jim Hill
- Forest Hill
- Provine

Boyd Elementary School

➤ Restroom Renovations



Lake Elementary School

➤ Restroom Renovations



Smith Elementary School

➤ Restroom Renovations



Raines Elementary School

➤ Restroom Renovations



Walton Elementary School

➤ Restroom Renovations

Before



Progress



Jim Hill High School

Library Renovation



Forest Hill High School

Performing Arts Spaces



Provine High School

Library Renovation



South Jackson Field

Press Box and Ticket Booth



Hughes Field

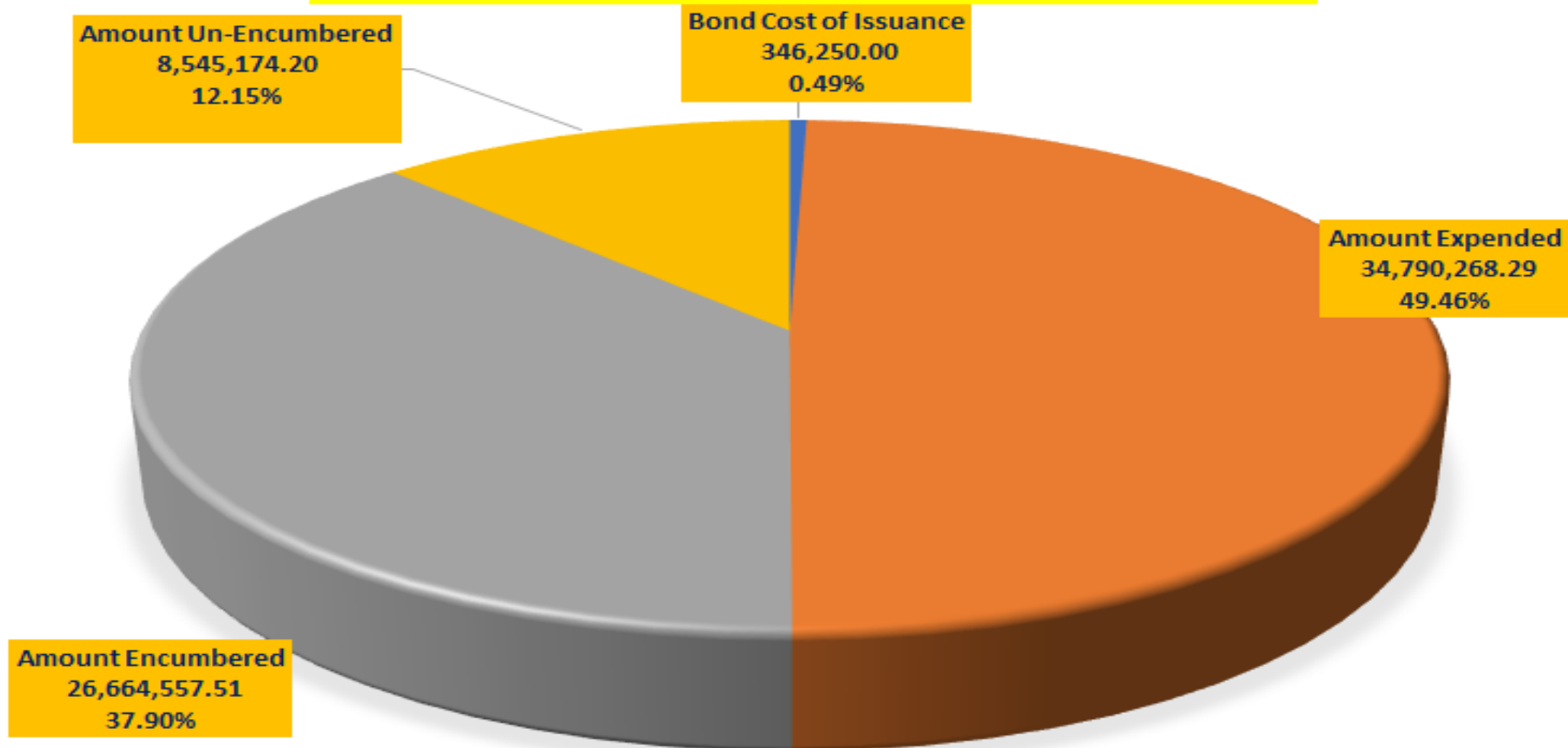
Demolition Phase



Newell Field



2018 BOND EXPENSE ANALYSIS GRAPHIC DEPICTION



**As of October 1, 2021: Amount “Expended + Encumbered” = 87%
Increase from 84% on last Bond Update**



Bond Financial Update as of October 1, 2021

JACKSON PUBLIC SCHOOLS 2018 BOND FUND SCHEDULE OF BUDGET BALANCES				
	{A}	{B}	{C}	D = {A - B - C}
SCHOOL/SITE	Budget	Expenditures	Encumbered	Budget Balance
Bailey	1,953,311.00	181,527.11	1,771,783.89	-
Baker	228,685.80	13,381.89	213,243.11	2,060.80
Bates	270,000.00	28,910.00	2,890.00	238,200.00
Blackburn	540,171.00	68,295.05	229,417.95	242,458.00
Boyd	437,000.00	386,079.05	39,252.71	11,668.24
Brinkley	1,163,329.00	239,104.28	862,112.72	62,112.00
Callaway	8,221,289.29	7,666,429.08	554,860.21	-
Capital City	778,113.93	753,602.83	15,554.60	8,956.50
Cardozo	274,000.00	51,471.56	25,268.44	197,260.00
Career Development Center	500,000.00	467,080.37	520.18	32,399.45
Casey	230,000.00	158,250.17	59,463.49	12,286.34
Chastain	1,056,583.20	245,667.94	758,835.26	52,080.00
Clausell	402,285.00	258,611.23	133,673.77	10,000.00
Dawson	244,920.00	38,097.00	206,823.00	-
Forest Hill	10,923,150.00	6,362,486.39	4,070,758.43	489,905.18
Galloway	280,000.00	71,114.69	20,000.00	188,885.31
Green	1,000,000.00	989,727.34	10,272.66	(0.00)
Hardy	730,000.00	637,664.74	92,335.26	0.00
Isable	210,000.00	12,715.00	4,085.00	193,200.00
Jim Hill	2,936,331.65	2,077,031.08	335,657.78	523,642.79
John Hopkins	860,000.00	78,466.26	668,835.00	112,698.74
Johnson	350,000.00	25,206.00	296,294.00	28,500.00



JACKSON PUBLIC SCHOOLS 2018 BOND FUND SCHEDULE OF BUDGET BALANCES

	{A}	{B}	{C}	D={A-B-C}
SCHOOL/SITE	Budget	Expenditures	Encumbered	Budget Balance
Key	134,113.90	100,392.03	33,721.87	-
Kirksey	139,000.00	7,204.38	25,995.62	105,800.00
Lake	480,000.00	83,604.10	361,955.90	34,440.00
Lanier	3,077,405.97	1,875,929.90	1,137,124.92	64,351.15
Lee	449,415.00	288,756.65	160,658.35	-
Lester	203,500.00	27,420.00	157,800.00	18,280.00
Marshall	533,122.00	294,871.56	230,611.18	7,639.26
McLeod	510,000.00	27,980.00	7,020.00	475,000.00
McWillie	150,000.00	30,143.60	4,885.00	114,971.40
Morrison	10,000.00	8,130.22	-	1,869.78
Murrah	2,765,447.64	1,920,344.84	427,562.89	417,539.91
North Jackson	775,654.79	124,683.85	649,761.22	1,209.72
Northwest	1,226,000.00	554,671.61	428,444.65	242,883.74
Oak Forest	943,332.72	488,504.09	452,729.76	2,098.87
Obama Magnet	118,284.29	106,378.66	2,593.93	9,311.70
Pecan Park	530,000.00	189,336.96	129,788.04	210,875.00
Peeples	481,116.27	34,239.18	213,260.82	233,616.27
Powell	1,233,600.73	334,684.78	840,355.95	58,560.00
Power APAC	802,689.00	33,396.00	89,004.00	680,289.00
Provine	2,807,947.07	1,890,685.68	498,603.52	418,657.87
Raines	1,100,000.00	61,701.08	805,298.92	233,000.00
Rowan	200,000.00	1,600.00	-	198,400.00



JACKSON PUBLIC SCHOOLS 2018 BOND FUND SCHEDULE OF BUDGET BALANCES

	{A}	{B}	{C}	D={A-B-C}
SCHOOL/SITE	Budget	Expenditures	Encumbered	Budget Balance
Smith	408,000.00	148,125.74	253,874.26	6,000.00
Spann	430,000.00	148,083.86	250.00	281,666.14
Sykes	341,000.00	59,095.78	276,904.22	5,000.00
Timberlawn	142,000.00	91,965.00	-	50,035.00
Van Winkle	392,532.08	391,387.23	-	1,144.85
Walton	472,845.51	151,417.59	321,427.92	-
Watkins	20,280.00	14,520.00	5,760.00	-
Whitten	2,337,547.00	1,241,063.82	1,094,083.18	2,400.00
Wilkins	521,114.33	453,995.90	67,118.43	-
Wingfield	2,205,138.38	1,571,702.94	259,194.05	374,241.39
Newell Field	400,000.00	47,400.00	352,600.00	-
Baseball/Softball Complex	1,000,000.00	28,857.30	51,142.70	920,000.00
Hughes Field	7,179,790.00	459,013.25	6,720,776.75	-
North Jackson Field	800,000.00	80,774.87	74,572.78	644,652.35
South Jackson Field	578,031.00	430,567.38	147,463.62	-
Project Management Support	496,102.63	176,719.40	10,275.60	309,107.63
Bond Issuance Fees deducted from Bond Proceeds	346,250.00	346,250.00	-	-
Administration/UnAllocated	15,819.82	-	-	15,819.82
Total Allocation	70,346,250.00	35,136,518.29	26,664,557.51	8,545,174.20



Projected Board Action Timeline

Month	School /Major Projects
October 2021	Wells APAC Renovations McLeod Renovations
November 2021	Newell Field Renovations* Drainage and Utility Improvements at Various Schools (Isable, McWillie, Cardozo, and Kirksey)
December 2021	Baseball and Softball Fields*


* Denotes Phase I Site



Completed Schools

Lee Elementary School

Bond Construction Program
Project Listing and Status

 2018 BOND CONSTRUCTION PROGRAM Your School Bond Dollars at Work		
Duvall Decker Architects	Under Construction	Completed
Exterior and Interior Door Repairs		✓
Upgrade Exterior and Interior Lighting		✓
Electrical Upgrades		✓
Building Entry Façade Upgrade		✓
Playground Canopy		

Obama Magnet Elementary School

Bond Construction Program
Project Listing and Status

 2018 BOND CONSTRUCTION PROGRAM Your School Bond Dollars at Work		
Durrell Design Group	Under Construction	Completed
Repair Parking Lots		✓
Building Entry Protective Awning		✓
Playground Canopy		✓
Multi-Purpose Room Improvements		✓

Timberlawn Elementary School

Bond Construction Program
Project Listing and Status


 2018 BOND CONSTRUCTION PROGRAM Your School Bond Dollars at Work		
Informal Bids	Under Construction	Completed
Repair Parking Lot Drainage		✓
Improve Parking Lot and Drive		✓
Playground Canopy		



Completed Schools


Van Winkle Elementary School

Bond Construction Program
Project Listing and Status

 2018 BOND CONSTRUCTION PROGRAM Your School Bond Dollars at Work		
Dale Bailey	Under Construction	Completed
Improve Back Parking Lots Surface		✓
Interior Painting		✓
Electrical Upgrades		✓
Upgrade Exterior Lighting		✓
Upgrade Front Entrance Security		✓
Interior Door Repairs and Replacements		✓
Playground Canopy	✓	

Career Development Center

Bond Construction Program
Project Listing and Status

 2018 BOND CONSTRUCTION PROGRAM Your School Bond Dollars at Work		
Duvall Decker	Under Construction	Completed
Repair Brick Pavers at Entry		✓
HVAC Upgrades		✓
Exterior Door Replacements		✓
Carpet Removal		✓
Restroom Renovations		✓
Exterior and Interior Lighting		✓
Electrical Upgrades		✓



Bond Projects Update

Total Bond Projects	Total Under Design	Total Under Construction	Total Completed	Total Remaining
312	17	120	107	68*

* Notes:

- Projects remaining includes 22 Playground Canopies. Scope of playground canopies will be included as outdoor learning environments for ESSER III project.
- Scope of the 46 remaining bond fact sheet items are being prioritized as ESSER II and III projects: additional restroom renovations, HVAC upgrades, structural repairs, and window replacements.





Thank You

We Welcome Any Questions