



Enrollment Updates

December 3, 2024



Vision and Mission

- We prepare scholars to achieve globally, to contribute locally, and to be fulfilled individually.
- We develop scholars through world-class learning experiences to attain an exceptional knowledge base, critical and relevant skill sets, and the necessary dispositions for great success.

Core Values/Commitments

- Equity
- Excellence
- #4 - Organizational Effectiveness

Goals

- **SHARE** enrollment trends over the past 10 years (PreK – 12).
- **EXPLORE** 3-year enrollment data based on the October 1 count.
- **PROVIDE** demographic data (ethnicity, gender, and special populations).
- **DISCUSS** out of district transfers by specific school districts.

Month 1 Enrollment Trends

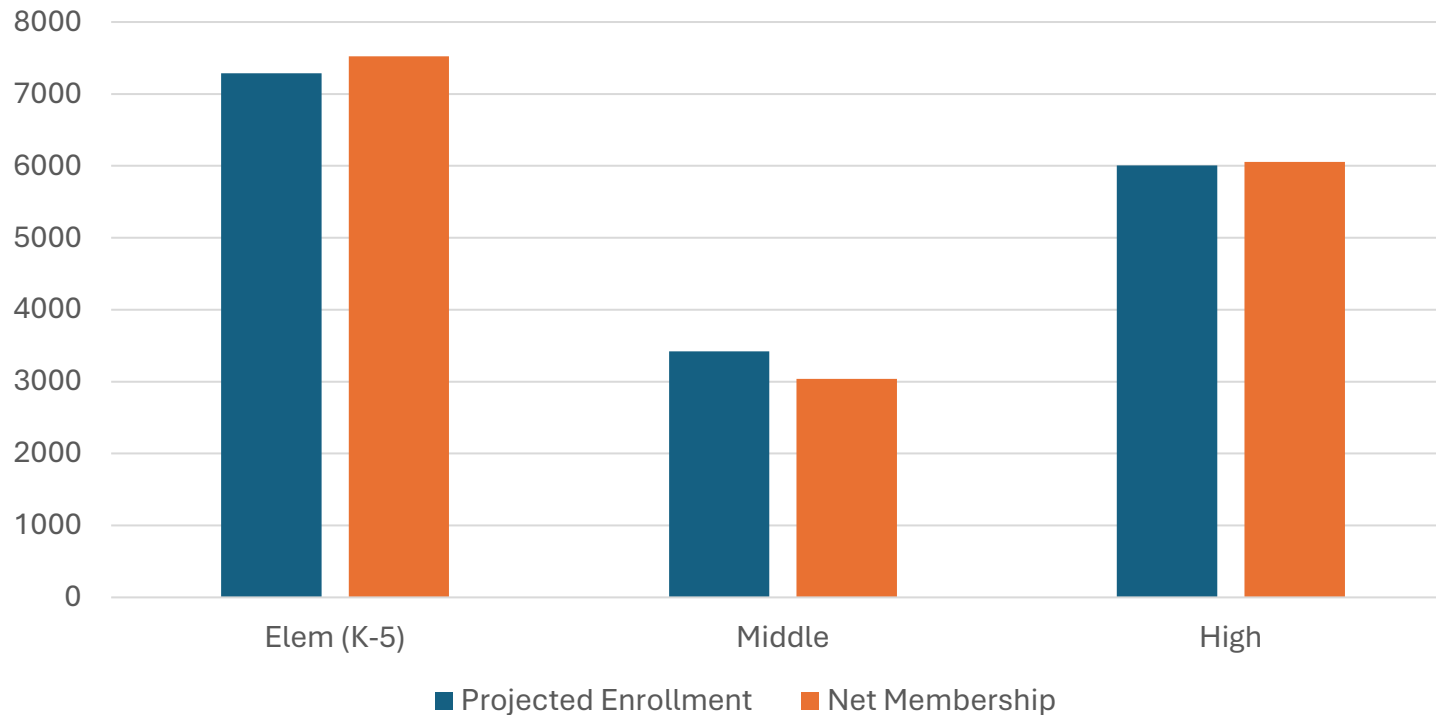
Networks	2015-2016	2016-2017	2017-2018	2018-2019	2019-2020	2020-2021	2021-2022	2022-2023	2023-2024	2024-2025
Pre-K	678	662	663	572	611	432	743	827	838	809
Elementary (Less Pre-K)	13,573	13,144	12,581	11,551	10,544	9,156	8,574	8,002	7,453	7,524
Middle	6,019	5,731	5,250	4,976	4,786	4,528	3,923	3,748	3,442	3,040
High	7,752	7,413	7,102	6,835	6,569	6,285	6,109	6,133	6,014	6,054
Total Month 1 Less Pre-K	27,344	26,288	24,933	23,362	21,899	19,969	18,606	17,883	16,909	16,618
Total Enrollment End of Year, Less Pre-K	27,138	26,198	24,756	23,178	21,751	20,135	18,917	17,929	17,876	
BOY and EOY Comparison	-206	-90	-177	-184	-148	166	311	46	967	

October 1 Analysis (3 Years)

2022 - 2023	2023 - 2024	2024 - 2025
Projected Enrollment 18,869	Projected Enrollment 18,162	Projected Enrollment 16,718
Enrollment 17,883	Enrollment 16,909	Enrollment 16,618
5.4% decrease		1.7% decrease
PreK: 827	PreK: 838	PreK: 809
Total: 18,710	Total: 17,747	Total: 17,427

Enrollment by Networks

Networks	Projected Enrollment	Net Membership
Elementary (K-5)	7,289	7,524
Middle	3,422	3,040
High	6,007	6,054



Demographic Data

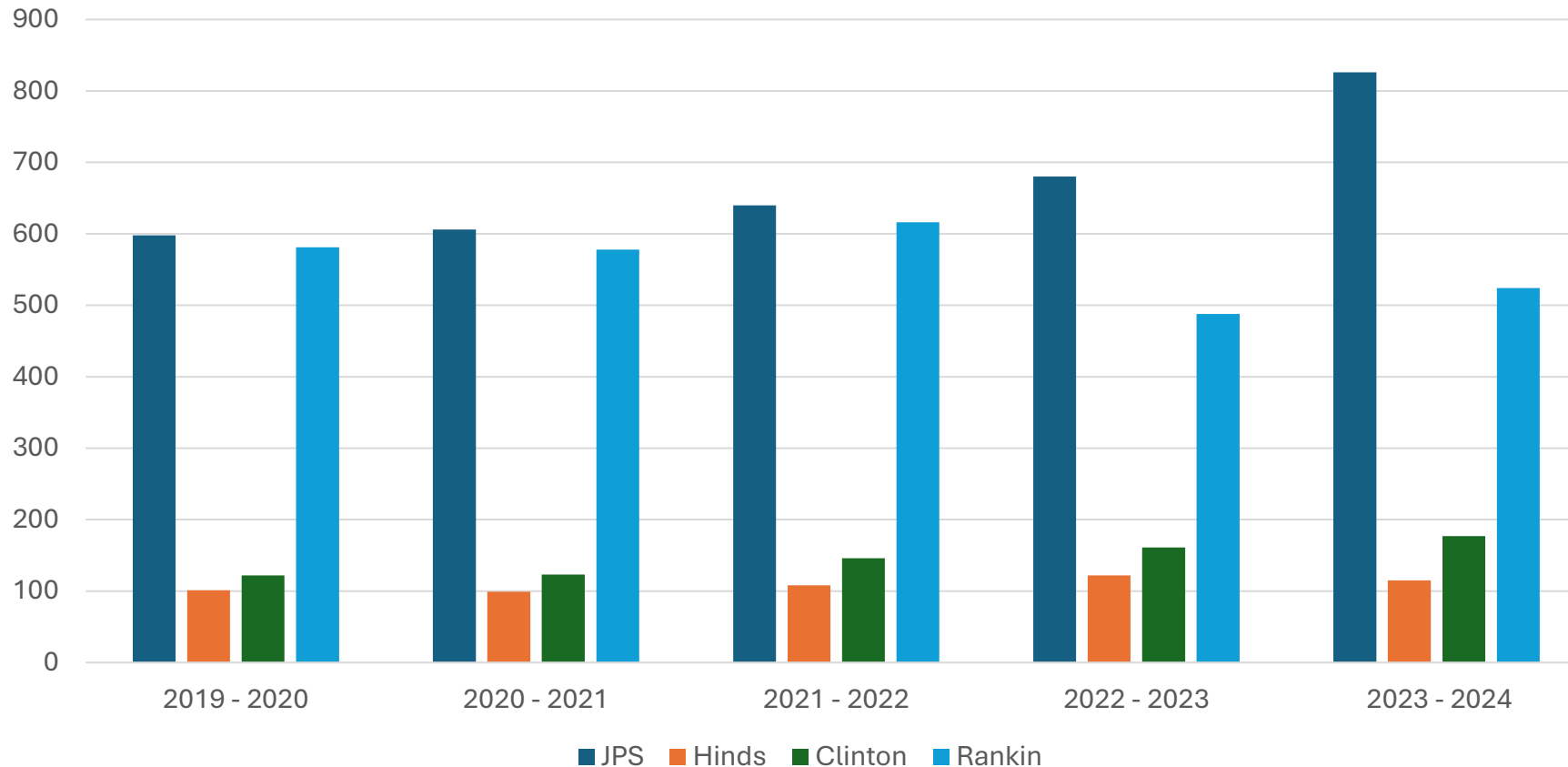
Ethnicity	Totals
African American	16,304
American Indian	5
Asian	7
Caucasian/White	314
Hispanic	888
Pacific Islander	7

Gender

Female: 8,656; Male: 8,866

Hispanic Data Analysis

Years	JPS	Hinds	Clinton	Rankin
2019 - 2020	598	101	122	581
2020 - 2021	606	99	123	578
2021 - 2022	640	108	146	616
2022 - 2023	680	122	161	488
2023 - 2024	826	115	177	524



Special Populations

	Month 1 - Totals
SPED	2,207
English Learners	517
McKinney-Vento	531
Foster Care	107
Gifted	569

Out of District Transfers

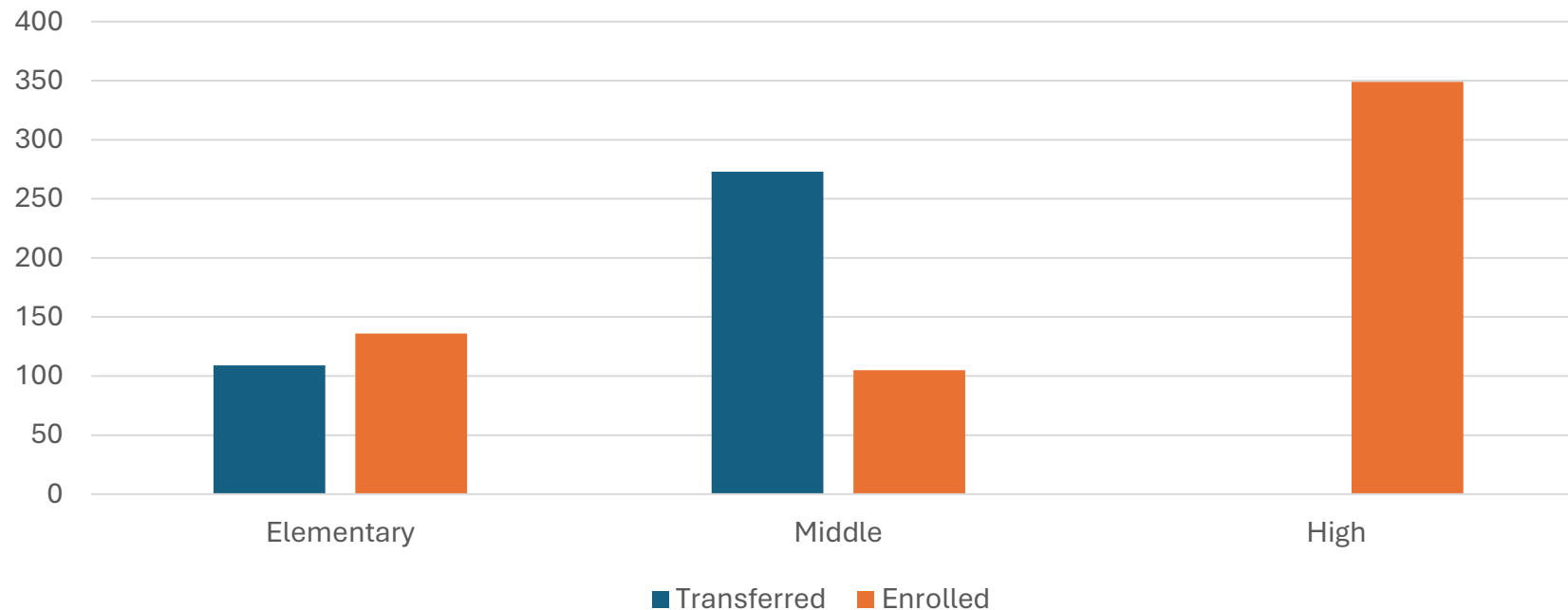
	Month 1 - Totals
Charter Schools	382
Out of District (MS)	580
Out of State	138
Private	47
Homeschool	13

Out of District (MS)

School Districts	Month 1 - Totals
Hinds County SD	130
Madison County SD	113
Rankin County SD	102
Pearl Public SD	66
Clinton Public SD	55
Canton County SD	31
Copiah Public SD	28
Vicksburg Warren SD	25
Holmes County SD	20
Biloxi Public SD	6

Charter Schools

	Transferred	Enrolled
Elementary	109	136
Middle	173	105
High	0	349



Enrollment Takeaways

- Over the past 10 years, JPS has seen a significant decline in enrollment.
- Current enrollment aligned to projected enrollment.
- Significant Decrease: Middle School Network (12% lower than projected enrollment)
- An increase of students transferring out of the district to other schools in the state of MS.
- Enrollment as of November 22, 2024

PreK: 831
K – 12: 16,901
Total: 17,732